




VERUS Milling Machines

High-speed, high performance Gantry milling machine. It mechanises large parts of different morphology, combining a high capacity of chip removal and an excellent high quality finish. Depending on their configuration, their applications are diverse and are aimed at the automotive, aeronautics and capital goods sectors.

APPLICATIONS:   



5-AXIS VERUS MILLING MACHINE Technical characteristics

Longitudinal Path (X)	5,000 ÷ 20,000
Transversal Path (Y)	2,500 ÷ 5,000
Vertical Path (Z)	1,000 ÷ 1,750
Distance between columns (mm)	3,450 ÷ 5,950
Maximum distance between spindle and table (mm)	1,200 ÷ 1,950
Maximum feed rate X-axis (m/min)	40
Maximum feed rate Y-axis (m/min)	40
Maximum feed rate Z-axis (m/min)	24
Maximum table weight (kg/m ²)	15,000
Drives on X-Axis	4 rack and pinion motors (2+2)
Drives on Y-Axis	2 rack and pinion motors
Drives on Z-Axis	Ball screw spindles

Precision according to ISO 8636-1:2000

Headstock

	Eje A	Eje C
Nominal/Maximum Torque (Nm)	840/1,340	1,020/1,960
Rotation speed (°/s)	360	
Locking torque (Nm)	4,000	
Rotation angle (°)	±110	±360
Measurement system	Absolute	
Positioning precision (")	±5	±2
Approx. total weight (kg)	950	



	CS60-180-S	CS42-180-S
Spindles		
Power S1/S6 (kW)	60/80	42/53
Nominal speed (rpm)	7.000	2.000
Torque S1/S6 (Nm)	82/106	201/253
Max. speed (rpm)	22.000	10.000
Cone housing	HSK-A63	HSK-A100



CNC



SIEMENS 840D



HEIDENHAIN ITNC 640



FANUC 31i-B5



FAGOR 8065

Accesorios

● Standard ○ Optional

Tool regulator	●
Perimeter fencing	●
60 tool changer	●
Chip extractors	●
Internal cooling	○

Cooling equipment	○
Laser tool	○
Probe tool	○
2 work areas	○
Full enclosure	○
30/40/100 tool changer	○